

Control Wiring
120 VAC
60HZ

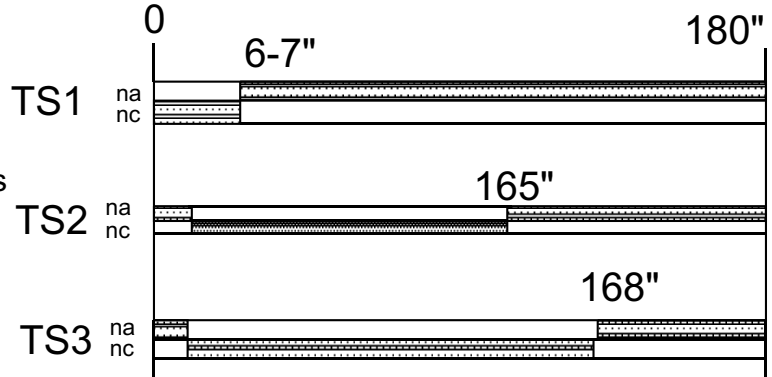
Eight feet of power cord are supplied with the machine

NFC
Previous models only

LEGEND

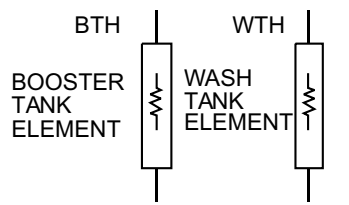
lb= light blue
blk= black
pk= pink
wt= white

TIMER PROGRAM



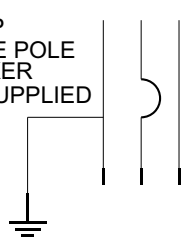
na=normally open
nc=normally close

WASH PUMP



L1 N

15 AMP
SINGLE POLE
BREAKER
NOT SUPPLIED



- TB: terminal block, (control wiring)
- NFC: audio filter (electrical noise distortion)
- SW2: switch activate drain pump
- PS: pressure switch, control water level
- SV: solenoid valve
- DS: door switch
- SW1: cycle switch (start switch)
- CR: control relay with two normally open contacts
- CR1: normally open contact of (CR)
- CR2: normally open contact of (CR)
- TM: timer motor
- TS1: timer microswitch (TM)
- TS2: timer microswitch (TM)
- TS3: timer microswitch (TM)
- WP: wash pump
- R-THS: rinse thermostat
- W-THS: wash thermostat
- LP1: ready indicator light
- LP2: cycle indicator light
- C: capacitor

F14 / Piper

H4P 1N3 Canada