



# FX 44

44" SINGLE TANK CONVEYOR DISHWASHER  
with built-in booster

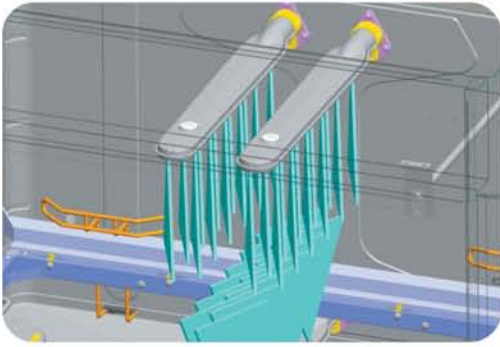


## THE ABSOLUTE HIGHEST INNOVATION IN WARE WASHING

The operators of this equipment have at their disposal a most versatile and innovative instrument; capable of delivering immediate results to your operation. It is now possible to obtain increased performance, remarkable savings in operation costs, as well as a reduced environmental impact. The Jet-Tech FX 44 conveyor dishwasher performance stands on three main pillars:

- **Hydrowash**
- **Total Clean Concept**
- **Integrated Electronic Control System**

These three pillars are the result of our care for the most useful innovation in your kitchen, and that's the reason we can assist users in their everyday work and habits. Versatile and powerful, the FX 44 is capable of washing up to a maximum of 2,350 dishes/hour. Low consumption and power requirements, with a selectable double speed, it is a highly productive instrument. Make this the ideal solution to combat those tough everyday workloads.



### Hydrowash

Hydrowash is our patented washing system that we have developed to obtain more with less effort. In the traditional rack conveyor most of the energy generated by washing pumps is wasted in the collisions between the water jets. FX 44 with Hydrowash design, effectively minimizes overlapping between the water blades; in this way the energy that the pump impresses on the water is directed to the wares to be washed.



Hydrowash arm



The effective surface filter

### Total Clean Concept

The FX 44 dishwashers were projected to guarantee the maximum cleanliness, easiness and a total seal of hygiene. All the tanks are deep-drawn without welds to make the dirt slide to the drain. The water is treated by large surface integrated filters that retain the biggest dirt particles; conveying them in easily removable containers. Pumps are self-draining to avoid any foul odors. The washing chamber is without manifolds or sharp edges. There are no places where dirt can accumulate. The ordinary maintenance operations at the end of the shift are greatly reduced.



### Powered pre-washing

The powered pre-washing module has a length of 32" (820 mm) and makes use of the extraordinary performance of the 36 jets and its patented Hydrowash Washing System. The tank is deep-drawn and can be easily cleaned, the surface filters are very effective in retaining dirt, while a second extractable filter is provided on the pump's suction duct. An effective thermostatic system keeps the water's temperature constant, activating, if required, an integrated heating element in the tank.




Deep drawn inner tank - the ultimate in sanitation



Low voltage soft touch control panel

### Control System

FX 44 rack conveyor is equipped with an ultra modern electronic control panel. The operation is simple and intuitive, the LED displays permit you to visualize the washing and rinsing temperatures as required by HACCP standards. A special push button permits selection of the most suitable operation, continuous or single rack. The panel displays the self-diagnostic circuit messages that monitor the main electric components showing specific error messages at every malfunction.



Tank Bottom



The prewash surface strainers



No sharp edges inside



Inner view

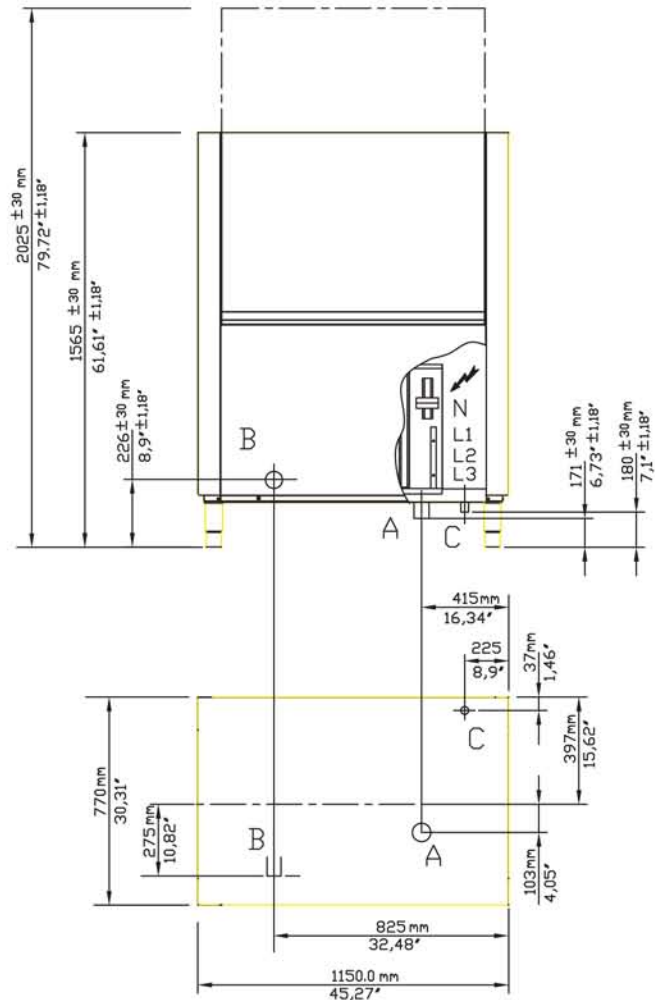
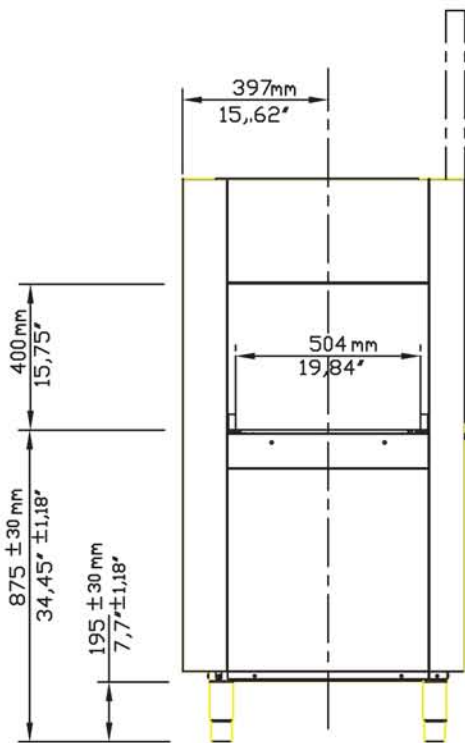


Integral double walled structure

## JET-TECH RACK CONVEYOR MACHINE

FEATURE	DESCRIPTION	ADVANTAGE
Quick Ready	Filling of tank with hot water from booster	Machine ready within shorter time
Rinsing Economizer	When last basket exits, rinse pumps stops, while conveyor and wash pump continue to operate	Minimizes rinse water consumption
Temporized Washing	Autotimer - enables to wash 1 basket at a time- when basket exits, rinse will stop as per rinsing economizer. Machine will continue to run for few more seconds then conveyor and wash pump stop completely	Less operating cost when low output is required
Hours Counter Partial And Total	Connected to autotimer, indicates on display working hours of the day and cumulative operating hours to the date	Informs about actual machine usage
Water Change Indication	Indicates when tank water has not been changed for 8 hours or more	Wash water quality control
Thermostop	If correct rinse temperature (176°F.-184°F) has not been reached, conveyor is stopped and kept on hold	Constant rinse temperature always ensured
Double Skin Insulated Body	Door is double skin with insulation; body is double skin, but not insulated	Less noise and less heat dispersion
Rinse Booster Pump	In connection with break tank ensures constant water pressure and output	Optimum rinse quality
Autodrainning Wash Pump	Vertical pump self drains dirty water remaining inside; pumps mounted in an horizontal position do not drain	Reduces foul odors from machine
Double Filter Drain System	Total tank filter plus pump filter ensure better quality of wash water and longer interval between one water change and the other	Better quality of wash water
Conveyor Direct Is Reversible In The Field	Easy change of direction; all necessary parts are already equipped on the machine; see instructions	Less inventory for dealer; easy change in case of mistaken order; easy conversion in case of re-sale in future

		ELECTRIC	SOFTWARE SYSTEMS
Rack Dimension	20" x 20" (500 mm x 500 mm)	Motor	2 H.P.
<b>WASHING PROGRAM</b>		Voltage	208V 3 phase 60 hz.
Program speed 1	150 racks/hour	Booster	3 x 8000 W (incl. 1 element exchanger with tank)
Program speed 2	210 racks/hour	Tank	9800W
<b>TEMPERATURE</b>		Rack conveyor motor	220W
Washing temperature - tank	165°F 74°C	Wash pump	1500W
Rinsing temperature - booster	190°F 88°C	Rinse pressure pump	250W
<b>WATER</b>		Total load	28000W
Wash tank capacity	18.25 gal (68 litres)	Min. Amperage power supply	90A
Booster capacity	4.5 gal (17 litres)	Net weight	1012 lb (459kg)
Maximum consumption	89.81 gal/h (340 litres/hour)	Ship weight	1210 lb (550kg)
Water inlet temp.	122°F (50°C)	Ship width	74-7/16" (1890 mm)
Fill pressure	18-40 lbs (1-3 bar)	Ship depth	40-15/16" (1040 mm)
Fill hose connection	G 3/4" M	Ship height	81-1/8" (2060 mm)
Drain hose diameter	1.5" (38 mm)	Ship volume	143 cu.ft (4.05 m³)
		Noise level	<70 dBA
		<b>STANDARD</b>	
		Double walled insulated body	
		Rinsing pump	
		Autodrain wash pump	
		Double filter drain system	
		Conveyor direction is reversible in the field	
		<b>OPTIONAL EQUIPMENT</b>	
		Detergent level control	
		Steam exhaust or dryer module	
		Rinse aid and detergent dispensers	



A		ø = 1 1/2" G			
A1			C		-
B		ø = 3/4" G	E		-
B1		ø = 3/4" G	F		-

WARRANTY: 1 year parts and labor. Certain conditions apply. See Owner's Manual for details.



## MVP GROUP CORPORATION

5659 Royalmount Ave. Montreal QC, Canada H4P 2P9

Tel: 514.737.9701 / 888.275.4538

Fax: 514.342.3854 / 877.453.8832

sales@mvpgroupcorp.com [www.mvpgroupcorp.com](http://www.mvpgroupcorp.com)